

Magento
UPS Freight LTL Shipping Extension
User Manual



version 1.2.0

UPS Freight LTL Shipping Extension

| | |
|---|----|
| Extension Description..... | 3 |
| Extension Installation..... | 4 |
| Extension Usage | 5 |
| UPS Freight Access Keys..... | 9 |
| Apply for Production Key Screenshots..... | 10 |

Extension Description

The UPS Freight LTL Shipping Extension allows your Magento storefront to request shipping freight estimates from the UPS Freight SOAP based web services. These are the same rates that can manually be loaded via the UPS Freight LTL estimate page

(https://wwwapps.ups.com/fctc/timeandcost?loc=en_US) . You have the ability to apply two levels of fees (either flat or percent), which will be stacked onto the resulting estimate (see examples under the usage section).

Extension Installation

1. If you are logged into the Magento Admin panel, please log off.
2. The extension package contains the all of the modules files. Uncompress the zip file to your Magento root folder (make sure file permissions are 755).
3. Log into Magento Admin Panel
4. Clear the Magento cache (if it is enabled). Log into the Magento Admin panel and click on the “Cache Management” option under the “system” menu (System→Cache Management). Select “Refresh on the “All Cache” on the dropdown. Then click “Save cache settings”.

The screenshot shows the Magento Admin Panel interface. At the top, there is a navigation bar with the Magento logo and 'Admin Panel' text. Below this is a menu with options like Dashboard, Sales, Catalog, Customers, Promotions, Newsletter, CMS, Reports, and System. The 'System' menu is highlighted, and the 'Cache Management' option is selected. The main content area is titled 'Cache Management' and contains several sections:

- Cache Control:** A table with a dropdown menu set to 'Refresh'. The table lists various cache types with checkboxes: Configuration, Layouts, Blocks HTML output, Translations, Collections Data, EAV types and attributes, Web Services, and Configuration. Three yellow callout boxes provide instructions: 'Step 1 Select "Refresh"' points to the dropdown, 'Step 2 Select These Options' points to the checkboxes, and 'Step 3 Click Here' points to the 'Save cache settings' button.
- Cache Control (beta):** A section with a checkbox for 'Layered Navigation'.
- Catalog:** A section with buttons for 'Refresh', 'Clear', 'Queue Refresh', and 'Refresh Now*'. A small note at the bottom states: '* - If indexing is in progress, it will be killed and new indexing process will start'.

5. Your module should now be installed.

Extension Usage

To use this extension, you must first complete the extension's configuration.

Navigate to the extension: Click on System → Configuration → Shipping Methods. Expand the "UPS Freight LTL" section.

UPS Freight LTL Shipping Extension

Configuration

- ▶ GENERAL
 - General
 - Web
 - Design
 - Currency Setup
 - Store Email Addresses
 - Contacts
 - Reports
 - Content Management
- ▶ CATALOG
 - Catalog
 - Inventory
 - Google Sitemap
 - RSS Feeds
 - Email to a Friend
- ▶ CUSTOMERS
 - Newsletter
 - Customer Configuration
 - Wishlist
- ▶ SALES
 - Sales
 - Sales Emails
 - PDF Print-outs
 - Tax
 - Checkout
 - Shipping Settings
 - Shipping Methods
 - Google API
 - PayPal
 - Payment Methods
 - Payment Services
 - Moneybookers
- ▶ SERVICES
 - Magento Core Api
- ▶ ADVANCED
 - Admin
 - System
 - Advanced
 - Developer

| UPS LTL Freight | |
|--|---|
| Enabled | <input type="text" value="Yes"/> [STORE VIEW] |
| *Run in test mode (required to generate rate for production access). After acquiring production access (follow install doc), turn this value to false. | <input type="text" value="Yes"/> [WEBSITE] |
| Title | <input type="text" value="Ups Freight"/> [STORE VIEW] |
| Fixed Rate (If yes, the rate request will be ignored and only the handling fees will be applied) | <input type="text" value="No"/> [WEBSITE] |
| Production Gateway URL | <input type="text" value="https://onlinetools.ups.com/webservices/FreightR"/> [STORE VIEW] |
| Test Gateway URL | <input type="text" value="https://www.cle.ups.com/webservices/FreightRate"/> [STORE VIEW] |
| UPS Access License Number (key) | <input type="text" value=""/> [WEBSITE] |
| UPS Username | <input type="text" value=""/> [WEBSITE] |
| UPS Password | <input type="text" value=""/> [WEBSITE] |
| Requestor Type | <input type="text" value="Prepaid (requires bill to address)"/> [WEBSITE] |
| Bill To Address | <input type="text" value="123 Some Street"/> [STORE VIEW] |
| Bill To City | <input type="text" value="Jacksonville"/> [STORE VIEW] |
| Bill To State | <input type="text" value="FL"/> [STORE VIEW] |
| Bill To Zip | <input type="text" value="32225"/> [STORE VIEW] |
| Bill To Country | <input type="text" value="US"/> [STORE VIEW] |
| Activation Weight (Display this shipping method only when the combined package weight exceeds this value) | <input type="text" value="0"/> [WEBSITE] |
| Maximum Package Weight (Please consult your shipping carrier for maximum supported shipping weight) | <input type="text" value="200000"/> [WEBSITE] |
| Maximum Freight Cost (The max estimated freight charge will not exceed this value) | <input type="text" value="1000000"/> [WEBSITE] |
| Allowed methods | <input type="text" value="Standard Service (commercial delivery)"/> [WEBSITE] <div style="border: 1px solid gray; height: 100px; width: 100%;"></div> |
| Pallet Weight | <input type="text" value="0"/> [WEBSITE] |
| Rate Text (this is the text that will be displayed with the rate quote) | <input type="text" value="Standard Service"/> [WEBSITE] |
| Freight Class | <input type="text" value="92.5"/> [WEBSITE] |
| Package Type | <input type="text" value="Pallet"/> [WEBSITE] |
| Show Residential Rate | <input type="text" value="No"/> [WEBSITE] |
| Residential Rate to add | <input type="text" value="100"/> [WEBSITE] |
| Residential Rate Text (this is the text that will be displayed with the residential rate quote) | <input type="text" value="Standard Service (residential delivery)"/> [WEBSITE] |
| Calculate Additional Handling Fee (applied to shipping rate) | <input type="text" value="Fixed"/> [WEBSITE] |
| Handling Fee | <input type="text" value="0"/> [WEBSITE] |
| Calculate Additional Handling Fee (applied to result of first handling fee) | <input type="text" value="Fixed"/> [WEBSITE] |
| Additional Handling Fee | <input type="text" value="0"/> [WEBSITE] |
| Displayed Error Message | <input type="text" value="This shipping method is currently unavailable. If you would like to ship using this shipping method, please contact us."/> [STORE VIEW] |

UPS Freight LTL Shipping Extension

Enabled – Yes if the extension is enabled

Run in test mode – By default this will be set to true. When true, your extension will be configured to create a test request to the UPS Freight certification service. To run the test, simply put a product in the cart (that meets the minimum weight of the extension) and request a quote. This returned quote value is what you will use when requesting your production access (see UPS Freight Access Keys below).

Title – Title to be displayed in checkout

Gateway URL – URL to UPS Freight LTL SOAP server

Test:

<https://wwwcie.ups.com/webservices/FreightRate>

Production

<https://onlinetools.ups.com/webservices/FreightRate>

UPS Access License Number – (see section on obtaining a license key)

UPS Username – your UPS username

UPS Password – your UPS password

Requestor Type - The role of the requestor. If requestor type is “Bill To” then the following Bill To attributes are required.

Bill To Address

Bill To City

Bill To State

Bill To Zip

Bill To Country

Activation Weight – If the weight of the order exceeds this value, this extension will be displayed as a shipping option upon checkout.

Maximum Package Weight - The maximum package weight allowed.

Show Expected Delivery Date – If ‘Yes’, the expected delivery date will be displayed along with the rate quote.

Days to Add to Delivery Estimate – To account for pre-shipment time, you may want to tack on additional days to the returned FedEx delivery estimate.

UPS Freight LTL Shipping Extension

Rate Text – This will be the text that is displayed along with the rate quote. This field accepts HTML and JavaScript, which gives you the ability to further customize the rate quote. As an example, perhaps you would like to the rate quote to appear as a link, which shows a popup with freight shipping instructions (how it works).

Freight Class – Freight bill class (standard FB classification codes)

Package Type - the package type of shipments

***The following attributes allow you to tack on additional fees to the estimate. As an example: You have the ability to add 18% plus \$20 to the result of the shipping estimate. To do this, you would use the following fields:

Calculate Additional Handling Fee (applied to shipping rate) – The type of additional fee to apply on the shipping estimate. Values are either fixed or percent.

Show Residential Rate – If ‘Yes’, along with the standard rate, you will also get a second rate quote which includes a fee for residential delivery.

Residential Rate to Add – The dollar amount that will be added to the standard rate.

Residential Rate Text – see ‘Rate Text’

Handling Fee - Either a flat dollar amount or a percent

Calculate Additional Handling Fee (applied to result of first handling fee) - The type of additional fee to apply on the result of the first handling fee. Values are either fixed or percent.

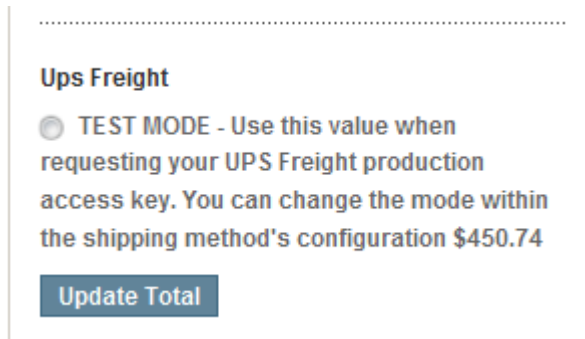
Handling Fee - Either a flat dollar amount or a percent

Displayed Error Message - The message to display in the case where a UPS Freight LTL is unable to return a valid shipping rate.

UPS Freight Access Keys

Four steps are required in order to obtain production UPS Freight LTL SOAP web service production access key. The request process can be done using the following UPS url: https://www.ups.com/upsdeveloperkit?loc=en_US

1. Register with UPS and request an developer access key
2. Complete certification test by running a quote while the extension is configured to “Run in test mode”



The screenshot shows a configuration window for 'Ups Freight'. It features a radio button selected for 'TEST MODE - Use this value when requesting your UPS Freight production access key. You can change the mode within the shipping method's configuration \$450.74'. Below this text is a blue button labeled 'Update Total'.


3. Using results from certification test, request production access (see screenshots below).
4. After submitting your request for production access, you will receive an email will a new license key.
5. Set the “Run in test mode” to false and enter in your new license key.

Apply for Production Key Screenshots

The screenshot displays the UPS Developer Kit interface. At the top, there is a navigation bar with the UPS logo, 'United States', and user options like 'Welcome, [Name] (Not Me?) | Logout' and a search box. Below this is a secondary navigation bar with tabs for 'My UPS', 'Shipping', 'Tracking', 'Freight', 'Locations', 'Support', and 'Business Solutions'. The main content area is titled 'UPS Developer Kit' and includes sections for 'Announcements and API Updates', 'How to Get Started' (with five steps), 'Access and Administration' (containing links for 'Manage Access Keys', 'Administration', 'Customer Support for UPS Developer Kit', and 'Third Party Development'), and 'Developer APIs' (with sub-sections for Shipping/Rating, Visibility, International Trade, and UPS TradeAbility). A yellow callout box with a red arrow points to the 'Manage Access Keys' link, containing the text 'Click here to manage your access key.' The left sidebar contains links for 'Support', 'Easy access for shipping and drop off', and 'UPS Global Freight Services'. The bottom of the page features a footer with various utility links such as 'Getting Started', 'Subscribe to E-mail', 'UPS.com', 'Support', and 'Other Sites'.

Copyright © 1994-2010 United Parcel Service of America, Inc. All rights reserved.

UPS Freight LTL Shipping Extension




United States Welcome, [User Name] | [Logout](#)

[My UPS](#) | [Shipping](#) | [Tracking](#) | [Freight](#) | [Locations](#) | [Support](#) | [Business Solutions](#)

Support

- [Getting Started](#)
- [Shipping](#)
- [Tracking](#)
- [Receiving Your Shipment](#)
- [Billing and Payment](#)
- [Technology Support](#)
- [Developer Resource Center](#)
- **UPS Developer Kit**
- [E-mail UPS](#)
- [UPS WorldShip Support](#)

Reduce climate impact
One package at a time



UPS carbon neutral »

UPS Global Freight Services

Shipping heavy freight? Check out UPS's air, ocean, LTL and Truckload freight services.

→ [View UPS Global Freight Services Demo](#) =>

UPS Developer Kit

Manage Access Keys

If you need to update a certain access key, request production access, or request a new access key select the appropriate action below. Required fields are indicated with *.

View/Update Access Key

Enter an access key and select **View/Update Access Key** to update that key to provide access or the latest list of APIs.

Access Key: * [View/Update Access Key »](#)

Request Production Access

To complete your request for production access for the selected APIs, please provide the following information and select **Request Access**.

Access Key: * [Request Production Access »](#)

Enter in your key and click the button.

Request New Access Key

You can create a new access key to use with your new or existing applications.

→ [Request New Access Key](#)

[← Back to UPS Developer Kit](#)

Getting Started

- [How To Register for My UPS](#)
- [How To Open an Account](#)
- [How To Ship](#)
- [How To Track](#)
- [Deliveries/UPS InfoNotice](#)

Industry Solutions

- [Healthcare](#)
- [High Tech](#)
- [More...](#)

Subscribe to E-mail

- [Modify E-mail Preferences](#)
- [View Examples](#)

ups.com

 - [My UPS](#)
 - [Address Book](#)
 - [Shipping](#)
 - [Tracking](#)
 - [Freight](#)
 - [Locations](#)
 - [Support](#)
 - [Business Solutions](#)
 - [About UPS](#)
 - [Site Guide](#)

UPS Global

Support

 - [E-mail UPS](#)
 - [Contact UPS](#)
 - [Fuel Surcharge](#)
 - [Privacy Policy](#)
 - [Website Terms of Use](#)
 - [Trademarks](#)
 - [UPS Tariff/Terms and Conditions of Service](#)

Protect Against Fraud

UPS Careers

Other Sites


 - [UPS Supply Chain Solutions](#)
 - [UPS Express Critical](#)
 - [UPS Capital](#)
 - [UPS Mail Innovations](#)
 - [Customer Solutions](#)
 - [UPS Logistics Technologies](#)
 - [UPS Pressroom](#)
 - [UPS Investor Relations](#)
 - [UPS Sustainability](#)

Highlights

 - [Feedback](#)

Copyright © 1994-2010 United Parcel Service of America, Inc. All rights reserved.

UPS Freight LTL Shipping Extension



United States | Welcome, [User] | Logout Search

[My UPS](#) | [Shipping](#) | [Tracking](#) | [Freight](#) | [Locations](#) | [Support](#) | [Business Solutions](#)

Support

- [Getting Started](#)
- [Shipping](#)
- [Tracking](#)
- [Receiving Your Shipment](#)
- [Billing and Payment](#)
- [Technology Support](#)
- [Developer Resource Center](#)
 - **UPS Developer Kit**
 - [E-mail UPS](#)
 - [UPS WorldShip Support](#)

UPS Developer Kit

Shipping heavy freight? Check out UPS's air, ocean, LTL and Truckload freight services.
→ [View UPS Global Freight Services Demo](#)

UPS Global Freight Services

Shipping heavy freight? Check out UPS's air, ocean, LTL and Truckload freight services.
→ [View UPS Global Freight Services Demo](#)

Request Production Access - Step 1

Please choose one or more APIs and select **Next** to continue. You will be required to enter additional information for the APIs you select on the next page.

Request Production Access for Access Key: [Redacted]

UPS Account Number: [Redacted]

Select APIs:

- Address Validation - Street Level
- Locator - Package
- Pickup - Ground Freight
- Pickup - Package
- Rating - Ground Freight**
- Shipping - Ground Freight
- Shipping - Package

1. Be sure to check here. Then click Next >>.

[Cancel](#) [Next >](#)

Getting Started

- [How To Register for My UPS](#)
- [How To Open an Account](#)
- [How To Ship](#)
- [How To Track](#)
- [Deliveries/UPS InfoNotice](#)

Industry Solutions

- [Healthcare](#)
- [High Tech](#)
- [More...](#)

Subscribe to E-mail

- [Modify E-mail Preferences](#)
- [View Examples](#)

ups.com

- [My UPS](#)
- [Address Book](#)
- [Shipping](#)
- [Tracking](#)
- [Freight](#)
- [Locations](#)
- [Support](#)
- [Business Solutions](#)
- [About UPS](#)
- [Site Guide](#)

UPS Global

Support

- [E-mail UPS](#)
- [Contact UPS](#)
- [Fuel Surcharge](#)
- [Privacy Policy](#)
- [Website Terms of Use](#)
- [Trademarks](#)
- [UPS Tariff/Terms and Conditions of Service](#)

Protect Against Fraud

UPS Careers

Other Sites


- [UPS Supply Chain Solutions](#)
- [UPS Express Critical](#)
- [UPS Capital](#)
- [UPS Mail Innovations](#)
- [Customer Solutions](#)
- [UPS Logistics Technologies](#)
- [UPS Pressroom](#)
- [UPS Investor Relations](#)
- [UPS Sustainability](#)

Highlights

- [Feedback](#)

Copyright © 1994-2010 United Parcel Service of America, Inc. All rights reserved.

UPS Freight LTL Shipping Extension



United States >Welcome, [User] | Logout Search

[My UPS](#) [Shipping](#) [Tracking](#) [Freight](#) [Locations](#) [Support](#) [Business Solutions](#)

Support

- [Getting Started](#)
- [Shipping](#)
- [Tracking](#)
- [Receiving Your Shipment](#)
- [Billing and Payment](#)
- [Technology Support](#)
 - > [Developer Resource Center](#)
 - > **UPS Developer Kit**
 - > [E-mail UPS](#)
 - > [UPS WorldShip Support](#)

UPS Developer Kit

Request Production Access - Step 2

To continue, please provide information for the required fields highlighted below.

To complete your request for production access for the selected APIs, please provide the following information and select **Request Access**. Required fields are indicated with *

Request Production Access for Access

Key: [Redacted]

UPS Account Number: [Redacted]

Selected APIs: [Redacted] Rating - Ground Freight

Ground Freight Information

Do you currently use Czar or Czar Lite rates?

[No] *

Note: UPS Ground Freight Shipping and UPS Ground Freight Rating are not available if you have Czar or Czar Lite rates.

Will you pay the invoice?

[Yes] *

Note: UPS Ground Freight Shipping and UPS Freight Rating are only available if you pay the invoice.


Ground Freight Testing Results

>>> **Rate Value:** [Redacted] *

Enter the returned rate here and click Request Access >>

[« Back](#) [Cancel](#) [Request Access »](#)

Reduce climate impact
A greener way to ship



UPS carbon neutral »

UPS Global Freight Services

Shipping heavy freight? Check out UPS's air, ocean, LTL and Truckload freight services.

→ [View UPS Global Freight Services Demo](#)

⇒

Getting Started

- [How To Register for My UPS](#)
- [How To Open an Account](#)
- [How To Ship](#)
- [How To Track](#)
- [Deliveries/UPS InfoNotice](#)

Industry Solutions

- [Healthcare](#)
- [High Tech](#)
- [More...](#)

Subscribe to E-mail

- [Modify E-mail Preferences](#)
- [View Examples](#)

ups.com

- [My UPS](#)
- [Address Book](#)
- [Shipping](#)
- [Tracking](#)
- [Freight](#)
- [Locations](#)
- [Support](#)
- [Business Solutions](#)
- [About UPS](#)
- [Site Guide](#)

UPS Global

Support

- [E-mail UPS](#)
- [Contact UPS](#)
- [Fuel Surcharge](#)
- [Privacy Policy](#)
- [Website Terms of Use](#)
- [Trademarks](#)
- [UPS Tariff/Terms and Conditions of Service](#)

Protect Against Fraud

UPS Careers

Other Sites

- [UPS Supply Chain Solutions](#)
- [UPS Express Critical](#)
- [UPS Capital](#)
- [UPS Mail Innovations](#)
- [Customer Solutions](#)
- [UPS Logistics Technologies](#)
- [UPS Pressroom](#)
- [UPS Investor Relations](#)
- [UPS Sustainability](#)

Highlights

- [Feedback](#)

Copyright © 1994-2010 United Parcel Service of America, Inc. All rights reserved.

UPS Freight LTL Shipping Extension

United States Welcome, [User] | Logout Search

My UPS Shipping Tracking Freight Locations Support Business Solutions

Support

- Getting Started
- Shipping
- Tracking
- Receiving Your Shipment
- Billing and Payment
- Technology Support
 - > Developer Resource Center
 - > **UPS Developer Kit**
 - > E-mail UPS
 - > UPS WorldShip Support

UPS Developer Kit

Request Production Access - Confirmation

Thank you. Your request for production access has been received. You will receive a separate e-mail confirmation for each API.

Your Requested Production Access for

| | |
|---------------------|-------------------------|
| Access Key: | [Redacted] |
| UPS Account Number: | [Redacted] |
| API(s): | Rating - Ground Freight |

Notes:

1. You can use the [Manage Access Keys](#) page to see your current access information.
2. To receive your negotiated rates for Your Ground Freight Shipments, please [Enroll Now](#).
3. If you use Czar or Czar Lite rates you can only request production access for the Pickup API. Contact your account executive for more information.

[← Back to UPS Developer Kit](#)

Reduce climate impact
A greener way to ship

UPS Global Freight Services

Shipping heavy freight? Check out UPS's air, ocean, LTL and Truckload freight services.

[View UPS Global Freight Services Demo](#)

Getting Started

- [How To Register for My UPS](#)
- [How To Open an Account](#)
- [How To Ship](#)
- [How To Track](#)
- [Deliveries/UPS InfoNotice](#)

Industry Solutions

- [Healthcare](#)
- [High Tech](#)
- [More...](#)

Subscribe to E-mail

- [Modify E-mail Preferences](#)
- [View Examples](#)

ups.com

- [My UPS](#)
- [Address Book](#)
- [Shipping](#)
- [Tracking](#)
- [Freight](#)
- [Locations](#)
- [Support](#)
- [Business Solutions](#)
- [About UPS](#)
- [Site Guide](#)
- [UPS Global](#)

Support

- [E-mail UPS](#)
- [Contact UPS](#)
- [Fuel Surcharge](#)
- [Privacy Policy](#)
- [Website Terms of Use](#)
- [Trademarks](#)
- [UPS Tariff/Terms and Conditions of Service](#)
- [Protect Against Fraud](#)
- [UPS Careers](#)

Other Sites

- [UPS Supply Chain Solutions](#)
- [UPS Express Critical](#)
- [UPS Capital](#)
- [UPS Mail Innovations](#)
- [Customer Solutions](#)
- [UPS Logistics Technologies](#)
- [UPS Pressroom](#)
- [UPS Investor Relations](#)
- [UPS Sustainability](#)

Highlights

- [Feedback](#)

Copyright © 1994-2010 United Parcel Service of America, Inc. All rights reserved.

Thank you for purchasing this extension. Should you have any questions, please contact met at sales@zmodulez.com.

© ZmoduleZ.com 2009 All rights reserved